





Pearl Ridge Gdns & Twr 98-1038 Moanalua Road Unit 7-902, Aiea 96701 * Pearl Ridge Gdns & Twr * \$199,000

Sold Price: \$207,000	Sold Date: 06-24-2020	Sold Ratio: 104%
Beds: 1	MLS#: <u>202008154</u>, FS	Year Built: 1976
Bath: 1/0	Status: Sold	Remodeled: 2007
Living Sq. Ft.: 523	List Date & DOM: 04-17-2020 & 7	Total Parking: 1
Land Sq. Ft.: 0	Condition: Above Average, Excellent	Assessed Value
Lanai Sq. Ft.: 60	Frontage:	Building: \$146,200
Sq. Ft. Other: 0	Tax/Year: \$29/2020	Land: \$80,600
Total Sq. Ft. 583	Neighborhood: Pearlridge	Total: \$226,800
Maint./Assoc. \$407 / \$30	Flood Zone : Zone D - Tool	Stories / CPR: 21+ / No
Parking: Assigned, Open - 1	Frontage:	
Zoning : 12 - A-2 Medium Density Apartme	View: City, Mountain, Ocean	

Public Remarks: LOWEST PRICED plus MOVE IN CONDITION for this attractive, well maintained, one bedroom one bath condo in Pearlridge. Conveniently located directly across from PearlRidge Center, the largest enclosed shopping center in Hawaii with plenty of stores, eateries and activities plus on the bus line and close to the freeway. Relax on the lanai with an awesome view of the ocean and mountains, take a dip in the pool and spa or barbecue with friends. Upgrades include attractive floor and bath tile, air conditioned living room, and ceiling fans plus enjoy a sizable walk in closet. This is the perfect home for first time homeowners or someone wanting the convenience of being close to everything. Welcome Home!

Sale Conditions: Probate **Schools:** [Pearl Ridge](#), [Aiea](#), [Aiea](#) * [Request Showing](#), [Photos](#), [History](#), [Maps](#), [Deed](#), [Watch List](#), [Tax Info](#)



Address	Price	Bd & Bth	Living / Avg.	Land Avg.	Lanai	Occ.	FL	DOM
98-1038 Moanalua Road 7-902	\$199,000	1 & 1/0	523 \$380	0 \$inf	60	48%	9	7

Address	Tax Maint. Ass.	Assessed Land	Assessed Building	Assessed Total	Ratio	Year & Remodeled
98-1038 Moanalua Road 7-902	\$29 \$407 \$30	\$80,600	\$146,200	\$226,800	88%	1976 & 2007

Address	Sold Price	Sold Date	Sold Ratio	Original Ratio	Sold Terms
98-1038 Moanalua Road 7-902	\$207,000	06-24-2020	104%	104%	Conventional

[98-1038 Moanalua Road 7-902](#) - MLS#: [202008154](#) - LOWEST PRICED plus MOVE IN CONDITION for this attractive, well maintained, one bedroom one bath condo in Pearlridge. Conveniently located directly across from PearlRidge Center, the largest enclosed shopping center in Hawaii with plenty of stores, eateries and activities plus on the bus line and close to the freeway. Relax on the lanai with an awesome view of the ocean and mountains, take a dip in the pool and spa or barbecue with friends. Upgrades include attractive floor and bath tile, air conditioned living room, and ceiling fans plus enjoy a sizable walk in closet. This is the perfect home for first time homeowners or someone wanting the convenience of being close to everything. Welcome Home! **Region:** Pearl City **Neighborhood:** Pearlridge **Condition:** Above Average, Excellent **Parking:** Assigned, Open - 1 **Total Parking:** 1 **View:** City, Mountain, Ocean **Frontage:** **Pool:** **Zoning:** 12 - A-2 Medium Density Apartme **Sale Conditions:** Probate **Schools:** [Pearl Ridge](#), [Aiea](#), [Aiea](#) * [Request Showing](#), [Photos](#), [History](#), [Maps](#), [Deed](#), [Watch List](#), [Tax Info](#)

DOM = Days on Market, Occ. = Occupancy, FL = Floor Number