

Liliuokalani Gardens 300 Wai Nani Way Unit 1515, Honolulu 96815 * Liliuokalani Gardens *



\$455,000 * Originally \$475,000


Sold Price: \$455,000	Sold Date: 04-06-2022	Sold Ratio: 100%
Beds: 1	MLS#: <u>202126095</u>, FS	Year Built: 1984
Bath: 1/0	Status: Sold	Remodeled: 2021
Living Sq. Ft.: 570	List Date & DOM: 10-17-2021 & 97	Total Parking: 1
Land Sq. Ft.: 119,659	Condition: Above Average	Assessed Value
Lanai Sq. Ft.: 0	Frontage: Other	Building: \$276,300
Sq. Ft. Other: 0	Tax/Year: \$112/2020	Land: \$109,300
Total Sq. Ft. 570	Neighborhood: Waikiki	Total: \$385,600
Maint./Assoc. \$670 / \$0	Flood Zone : Zone X - Tool	Stories / CPR: 21+ / No
Parking: Assigned, Covered - 1, Garage, Guest, Secured Entry	Frontage: Other	

[Zoning](#): **X2 - Apartment Precinct**

View: **Diamond Head, Golf Course, Marina/Canal, Mountain**

Public Remarks: Back on Market! Open House Sunday 2-5. Savor affordable luxury and live your best life now! King tower unit has been elegantly remodeled, like a New York loft, using quality stainless steel appliances, granite, Pergo laminate, tile. The common areas of Liliuokalani Gardens are an oasis of lush greenery, koi ponds and pool, tennis courts. Conveniently located just a few blocks from Waikiki Beach, a wide range of shops and restaurants, the Waikiki Shopping Plaza, International Market Place, and Royal Hawaiian Center. On-site security, video surveillance, resident manager and keyed elevators. Sprinkler system already in place! Low maintenance fees include central AC, cable tv, sewer, and water. 1 parking is allotted to the unit in the covered garage for \$280 per year. Whether you intend to use this attractive condo as a home or an investment, charge this solid value! Open House Sunday 2-5. **Sale Conditions:** None **Schools:** [Jefferson](#), [Washington](#), [Mckinley](#) * [Request Showing](#), [Photos](#), [History](#), [Maps](#), [Deed](#), [Watch List](#), [Tax Info](#)





Address	Price	Bd & Bth	Living / Avg.	Land Avg.	Lanai	Occ.	FL	DOM
300 Wai Nani Way 1515	\$455,000	1 & 1/0	570 \$798	119,659 \$4	0	28%	15	97

Address	Tax Maint. Ass.	Assessed Land	Assessed Building	Assessed Total	Ratio	Year & Remodeled
300 Wai Nani Way 1515	\$112 \$670 \$0	\$109,300	\$276,300	\$385,600	118%	1984 & 2021

Address	Sold Price	Sold Date	Sold Ratio	Original Ratio	Sold Terms
300 Wai Nani Way 1515	\$455,000	04-06-2022	100%	96%	Conventional

[300 Wai Nani Way 1515](#) - MLS#: [202126095](#) - Original price was \$475,000 - Back on Market! Open House Sunday 2-5. Savor affordable luxury and live your best life now! King tower unit has been elegantly remodeled, like a New York loft, using quality stainless steel appliances, granite, Pergo laminate, tile. The common areas of Liliuokalani Gardens are an oasis of lush greenery, koi ponds and pool, tennis courts. Conveniently located just a few blocks from Waikiki Beach, a wide range of shops and restaurants, the Waikiki Shopping Plaza, International Market Place, and Royal Hawaiian Center. On-site security, video surveillance, resident manager and keyed elevators. Sprinkler system already in place! Low maintenance fees include central AC, cable tv, sewer, and water. 1 parking is allotted to the unit in the covered garage for \$280 per year, Whether you intend to use this attractive condo as a home or an investment, charge this solid value! Open House Sunday 2-5. **Region:** Metro **Neighborhood:** Waikiki **Condition:** Above Average **Parking:** Assigned, Covered - 1, Garage, Guest, Secured Entry **Total Parking:** 1 **View:** Diamond Head, Golf Course, Marina/Canal, Mountain **Frontage:** Other **Pool:** **Zoning:** X2 - Apartment Precinct **Sale Conditions:** None **Schools:** [Jefferson](#), [Washington](#), [Mckinley](#) * [Request Showing](#), [Photos](#), [History](#), [Maps](#), [Deed](#), [Watch List](#), [Tax Info](#)

DOM = Days on Market, Occ. = Occupancy, FL = Floor Number